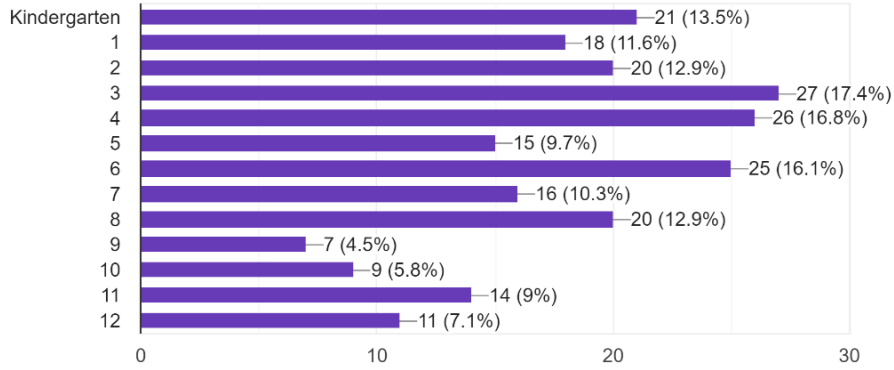


## 2020 PVCICS Family Association Survey Results (N=155)

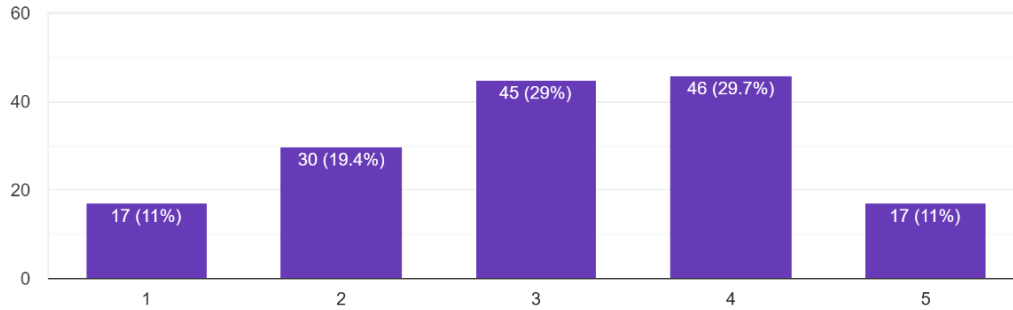
Please indicate the grade(s) of your student(s) attending PVCICS:

155 responses



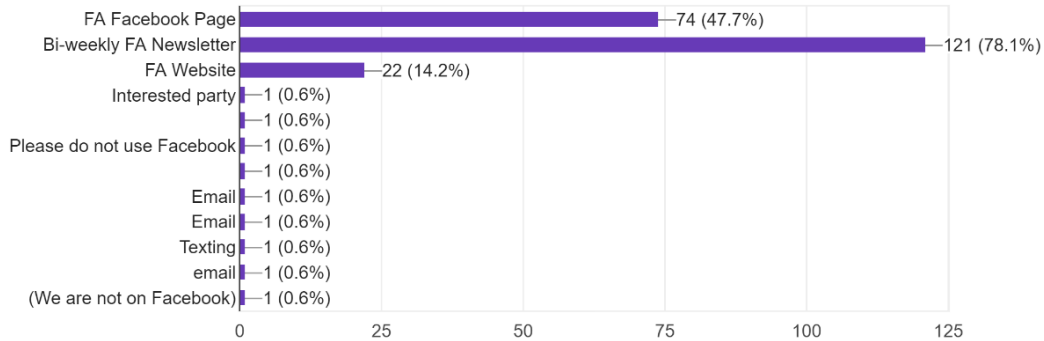
How familiar are you with the FA?

155 responses



What is the best way for you to connect with the FA and receive information? (Check all that apply)

155 responses



If the FA were to host a virtual event for \*families\*, what type(s) of events would you be most interested in attending?

Type of Event	# of Responses	% of Responses
Not Interested	39	21.9%
Games *	26	14.6%
Not Sure	26	14.6%
Performance (Music, Talent Show, Play)	21	11.9%
Movie **	15	8.4%
Social Connections (per Class or Small Group)	12	6.7%
Workshop/Class (Cooking, Art, Family Issues, Speaker Series)	12	6.7%
Any	9	5.1%
Other	9	5.1%
Chinese-Related	7	3.9%
Outdoor Meet-up	2	1.1%
<b>Total</b>	<b>178</b>	<b>100%</b>

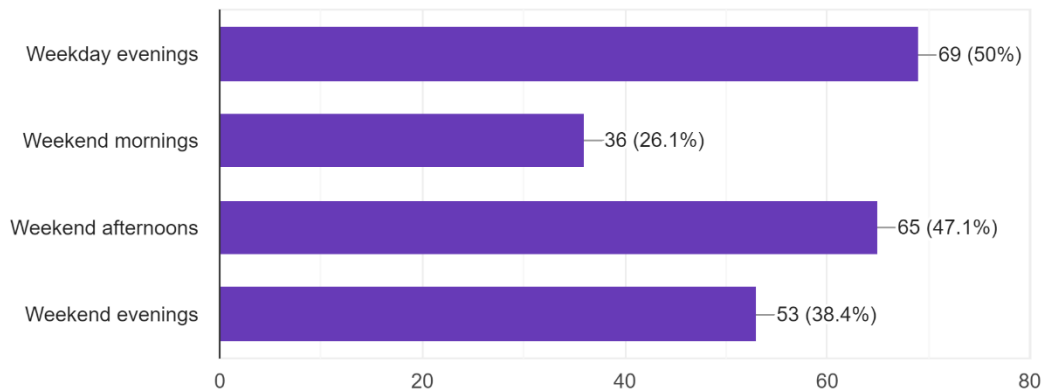
Some Helpful Comments: Short, Respect our Time, Engaging, Use Flipgrid (per Class for Introductions)

\* 14 Games, 9 Trivia, 3 Scavenger Hunt

\*\* 11 Movie, 3 Documentary, 1 Something for Kids to Watch or Listen

What times of day and week are best for your family to attend virtual events? (Check all that apply)

138 responses



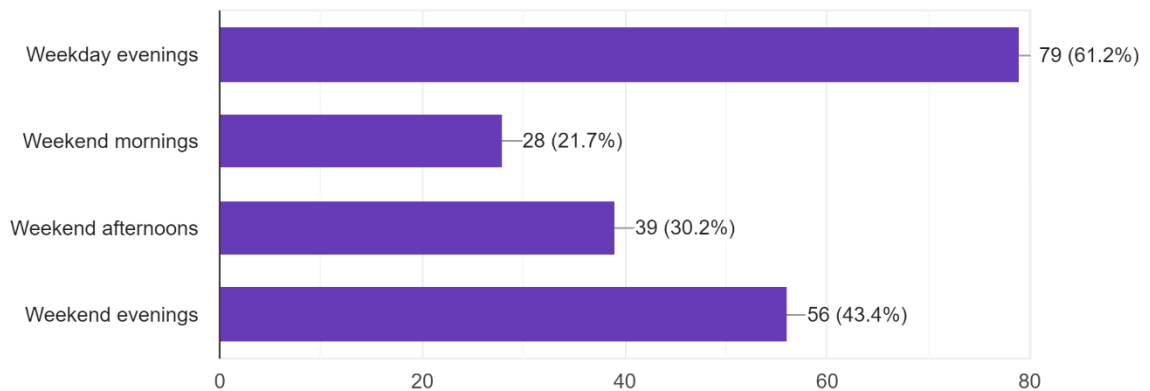
If the FA were to host a virtual event for \*parents/caregivers\*, what type(s) of events/topics would be of interest to you?

Type of Event	# of Responses	% of Responses
Not Interested	36	22%
Not Sure	34	20.7%
Remote Learning Challenges	21	12.8%
Social Connections (per Class or Small Group)	19	11.6%
Hobby Events, Games, Movie Watch Party	14	8.5%
Mental & Physical Health Support	12	7.3%
School Admin Related	11	6.7%
Any	8	4.9%
Setting Tech Limits, Online Safety	6	3.7%
Other	3	1.8%
<b>Total</b>	<b>164</b>	<b>100%</b>

*Some Helpful Comments: Short, Inspiring, Motivational, Respect our Time, LGBTQ+ Support, Screenagers (rescreen), Use Flipgrid (per Class for Introductions), Family Volunteer Opportunities*

What times of day and week are best for you to attend a parent/caregiver virtual event? (Check all that apply)

129 responses



**If the FA were to organize a service-based project (like a donation drive), what type of organization or type of project would you be interested in supporting?**

Type of Project	# of Responses	% of Responses
Food	55	28.4%
Any	26	13.4%
Shelter	24	12.4%
Not Sure/None	23	11.9%
Clothing	16	8.2%
Environment	11	5.7%
PVCICS	10	5.2%
Other	8	4.1%
Racial Justice	7	3.6%
Animals	6	3.1%
Arts	4	2.0%
Literacy	4	2.0%
<b>Total</b>	<b>194</b>	<b>100%</b>

*Some Helpful Comments: Online Donations, Partner w/ PVCICS Service Club, MLK Day Celebration, Teaching Tool for Kids, Directly Engage Kids, Community Garden, Social Justice, Western Mass Food Bank*

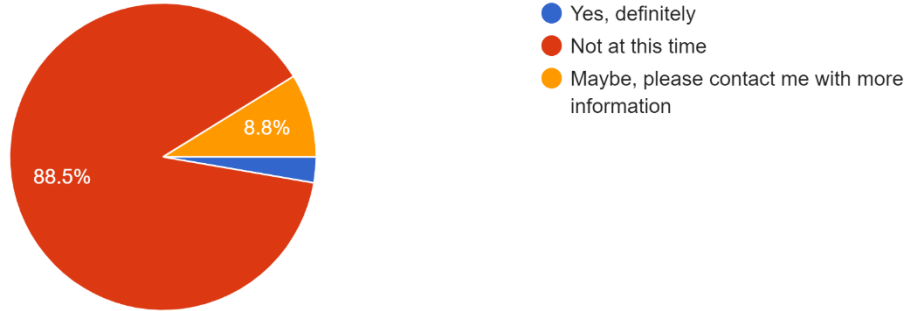
**What ideas do you have for how the FA could support our school community?**

Actionable Suggestions (random order):

- School store year-round; sell PVCICS car stickers again
- More teacher support
- Student connections outside of school; combined class events; class interactions
- Hillside Pizza Fundraiser
- Hikes, bikes, runs for a cause
- Parent networks by geographical area or affinity group
- Wait to do something in person (ice cream social)
- Facilitated space for parents to chat; open parent communication channels
- More talent shows
- Virtual social events
- Connect via Principal Q & A (First Friday Coffee)
- Send words of encouragement to parents/caregivers
- Students create a pandemic mural virtually, turn into a poster to hang at school
- Ski or snowshoe weekends/camping weekends (Greenwood Lodge & Campsites in VT)
- Keep it simple
- School improvements via purchases (play area, garden/trees, technology, sports equipment)
- Financial support the BSU (Black Student Union)

Are you interested in getting involved with the FA? If yes or maybe, please indicate how to best get in touch with you in the final question.

148 responses



**Any additional comments? If you'd like us to contact you, please leave your name and best method for us to reach you.**

Type of Comment	# of Responses	% of Responses
Thank You Message	17	44.7%
Email/Contact Info *	10	26.3%
Other	6	15.8%
None	5	13.2%
<b>Total</b>	<b>38</b>	<b>100%</b>

*\* 17 respondents said “yes, definitely” or “maybe”, but only 8 provided email/contact info; 2 respondents provided email/contact info but did not express interest in getting involved with the FA*